

Clark County School District Quarterly Municipality Report 2023 Quarter 3

The Clark County School District is required by law and District regulation to provide quarterly reports to the governing body of each city and county and to any Community Education Advisory Board created pursuant to Nevada Revised Statutes (NRS) 388G.760. NRS 388G.630 requires that the reports take place quarterly, and CCSD Regulation 2130 defines the content of the quarterly reports. Information shall include:

1. *A status update related to the compliance with NRS 388G.500-820, aligned administrative regulations codified in the Nevada Administrative Code, and this regulation.*
2. *Student information data aligned with the District's strategic plan, disaggregated by municipality. Student information must be provided to municipality governing boards as reference material for the next practicable scheduled presentation that follows the date the information was reported to the Board of School Trustees in alignment with Board Governance Policies.*
3. *Highlights and celebrations related to specific schools, students, or events within the applicable municipality.*
4. *Available information related to the alignment of current or potential investments made by the municipality in support of District achievement goals.*

Student success is our primary focus.

The Clark County School District has set targets that all Clark County School District schools will be rated three stars or higher on the Nevada School Performance Framework and at least 90% of CCSD students graduate from high school college and career ready.

The District's five-year strategic plan, Focus: 2024, outlines the strategies the District is undertaking in order to meet those student success targets, and defines the measures by which the District will measure progress.



The Clark County School District (CCSD) is divided into three regions designed to provide geographic and feeder alignment while reflecting comparable demographics and supporting equitable representation of student groups and a balance of student, school, and community needs and opportunities. Superintendents from each region provide the quarterly reports in alignment with statutes and District policies.

This document provides the student information data aligned to the strategic plan required in CCSD policy. *Focus: 2024*, the Clark County School District's Five-Year Strategic Plan, outlines specific measures related to student achievement, attendance, behavior, and safety that will be included in these reports.

Clark County School District
Quarterly Municipality Report
2023 Quarter 3

Information is disaggregated to reflect information for students who attend schools in the City of Boulder City, City of Henderson, City of Las Vegas, City of North Las Vegas, City of Mesquite, and Unincorporated Clark County. Data attributed to a city or county reflects students who attend a school that is located in the city or county; student residential addresses are not considered. Data is suppressed in order to protect student data privacy for values of 10 or fewer results in any data category. Note that data for the 2020-2021 school year may not be comparable due to the implementation of full-time distance education in response to the COVID-19 pandemic.

Topic Schedule

Specific topics will be included in a report developed at the end of each quarter that the information is presented to the CCSD Board of Trustees.

Quarter	CCSD Board of Trustees Presentation Dates	Anticipated Topics to be Included	Anticipated Release Date
Quarter 1	January - March	<ul style="list-style-type: none"> • Graduation rate • Gaps in graduation rate • Advanced coursework diversity and achievement (middle school) • Chronic absenteeism • Student behavior 	April 1
Quarter 2	April - June	<ul style="list-style-type: none"> • Student safety • Chronic absenteeism • Student behavior 	July 1
Quarter 3	July - September	<ul style="list-style-type: none"> • Chronic absenteeism • Student behavior 	October 1
Quarter 4	October - December	<ul style="list-style-type: none"> • Proficiency and proficiency gaps in English language arts, grade 3 reading, mathematics, and science • Nevada School Performance Framework • Advanced coursework diversity and achievement (high school) • CTE enrollment and diversity • High-skill and high-demand programs of study • International Baccalaureate • Magnet school enrollment • Chronic absenteeism • Student behavior 	January 1



Clark County School District
Quarterly Municipality Report
2023 Quarter 3

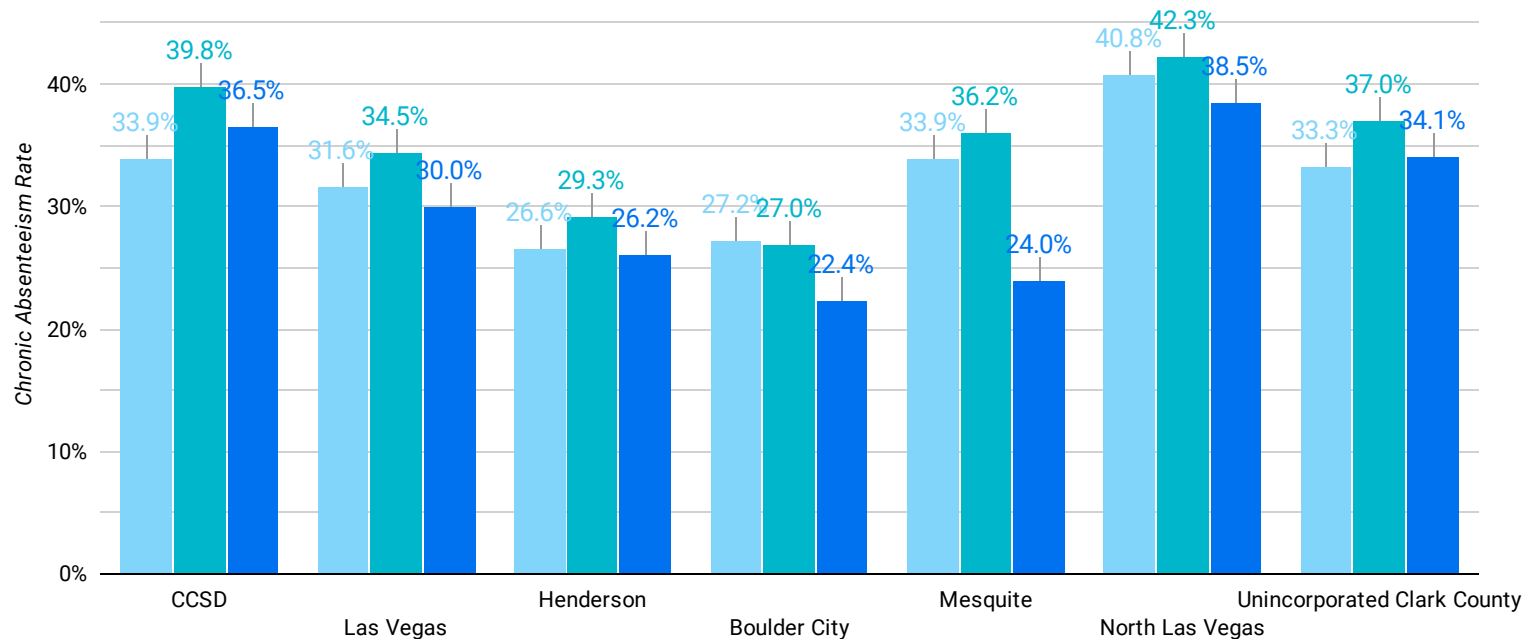
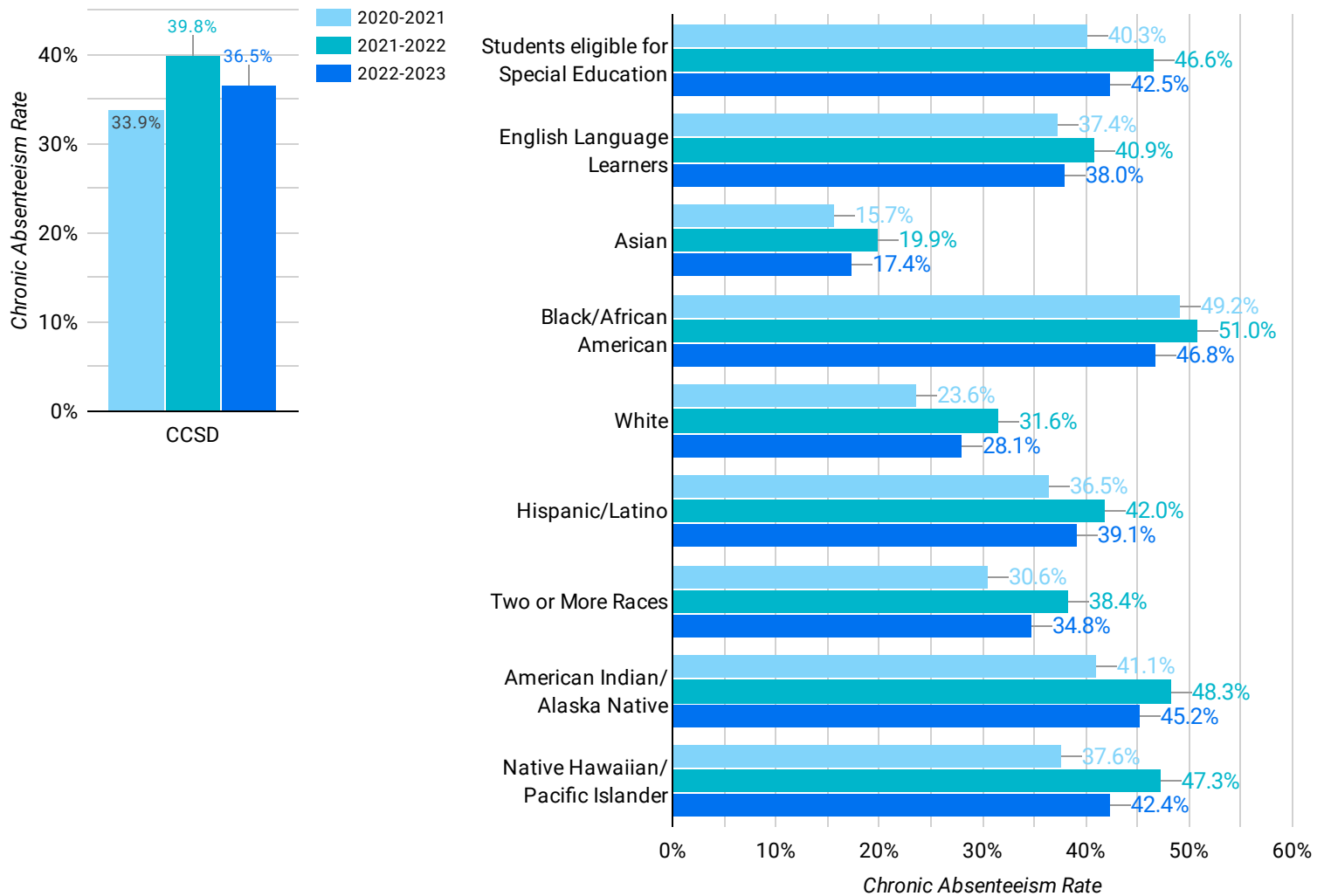
Report Contents

Clark County School District	4
City of Boulder City	6
City of Henderson	8
City of Las Vegas	10
Mesquite	12
City of North Las Vegas	14
Unincorporated Clark County	16

Clark County School District

Chronic Absenteeism

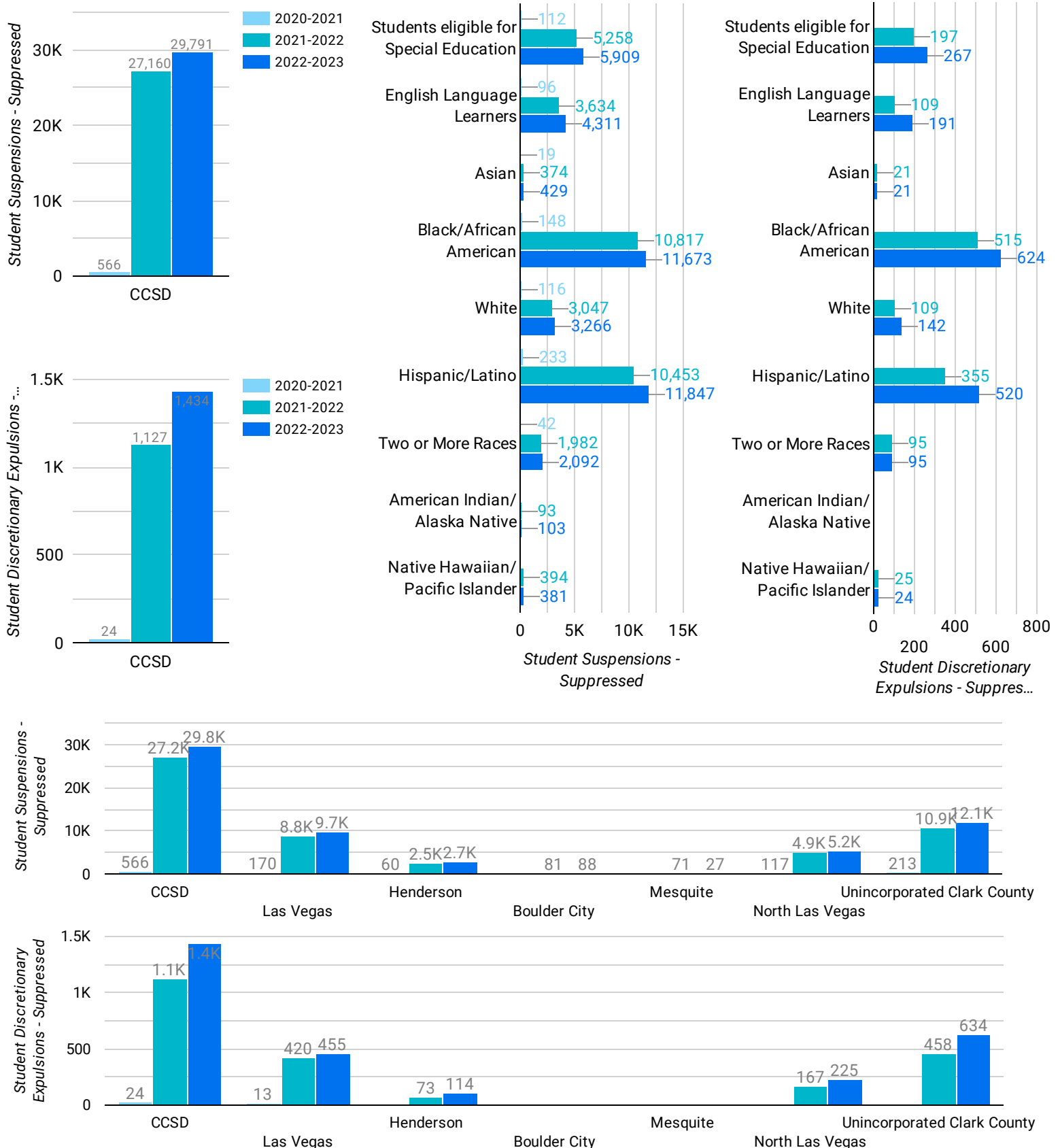
Chronic absenteeism is a school quality measure on the Nevada School Performance Framework that captures the total percentage of students who are absent for ten percent or more of their enrolled days. The District reports chronic absenteeism quarterly. This report represents full school year data.



Clark County School District

Student Behavior

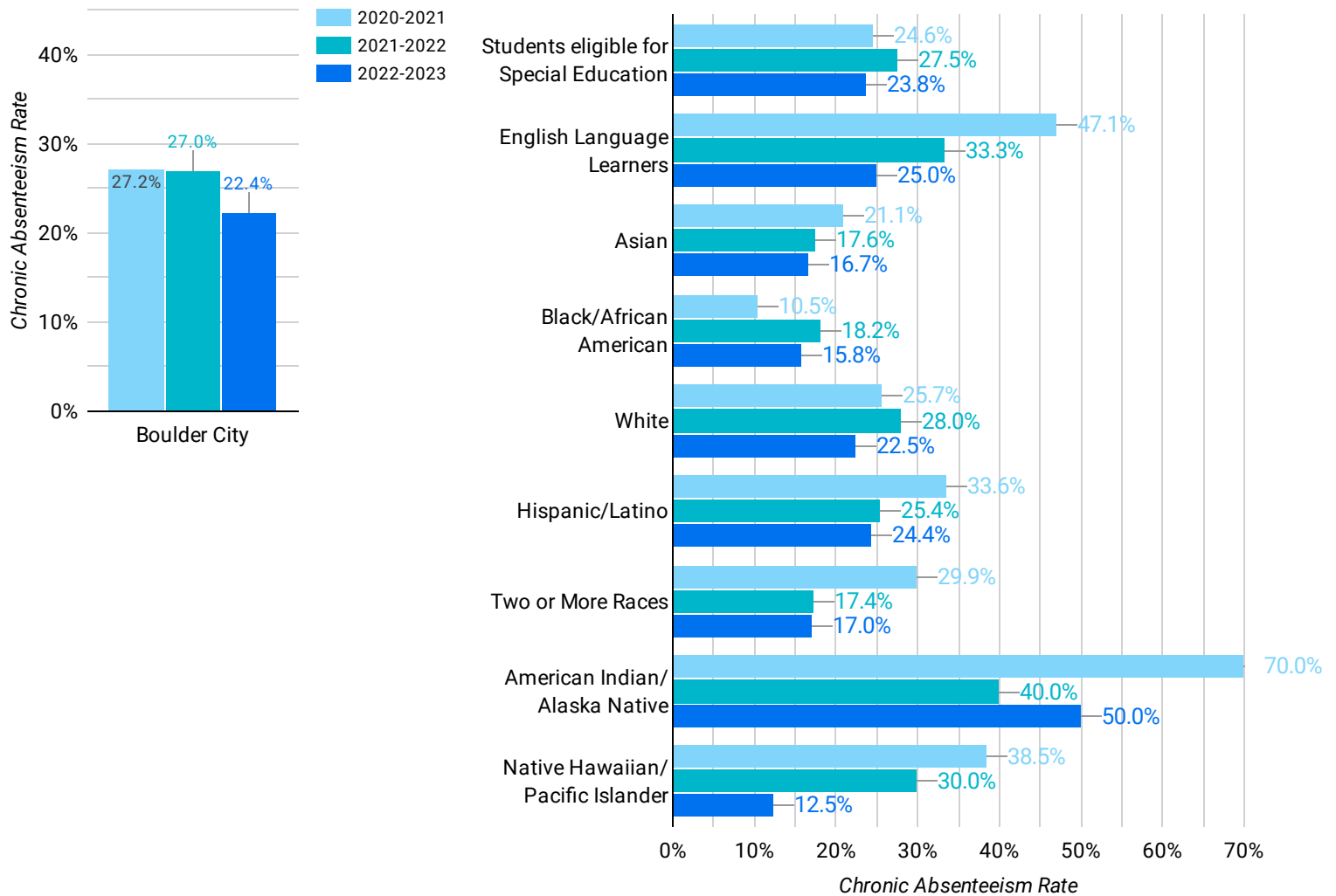
The District strives to treat all students fairly and provide them with early interventions that will ultimately reduce time spent outside of the classroom. If we identify root causes and systematize appropriate restorative practices, students experience equitable application of disciplinary consequences, feel safe, and contribute to a positive school climate, then student discipline figures are less disproportionate and decrease overall. The District reports student suspensions and discretionary expulsion referrals, and the disproportionate application of suspensions and discretionary expulsion referrals, quarterly. This report represents full school year data.



Boulder City

Chronic Absenteeism

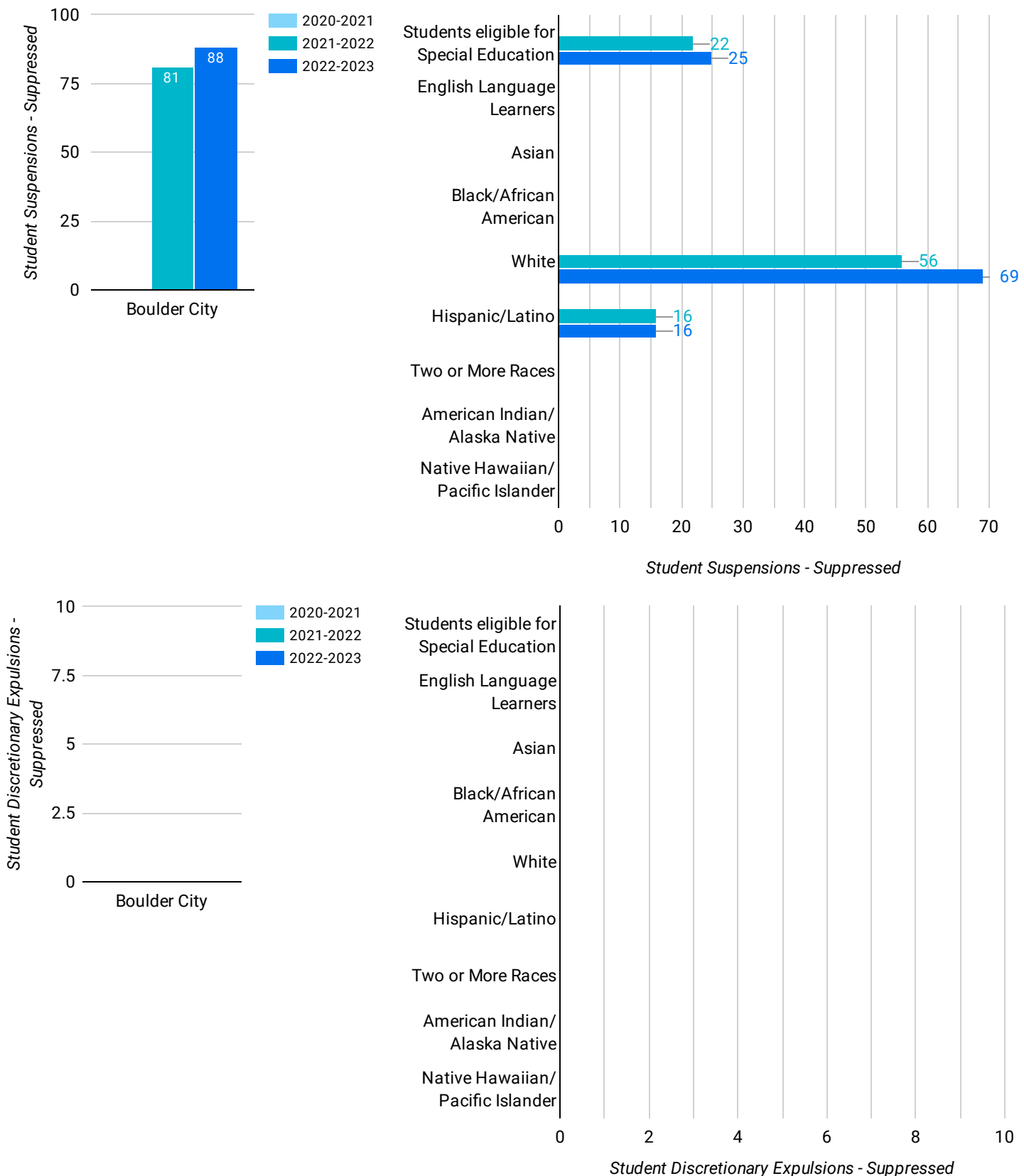
Chronic absenteeism is a school quality measure on the Nevada School Performance Framework that captures the total percentage of students who are absent for ten percent or more of their enrolled days. The District reports chronic absenteeism quarterly. This report represents full school year data.



Boulder City

Student Behavior

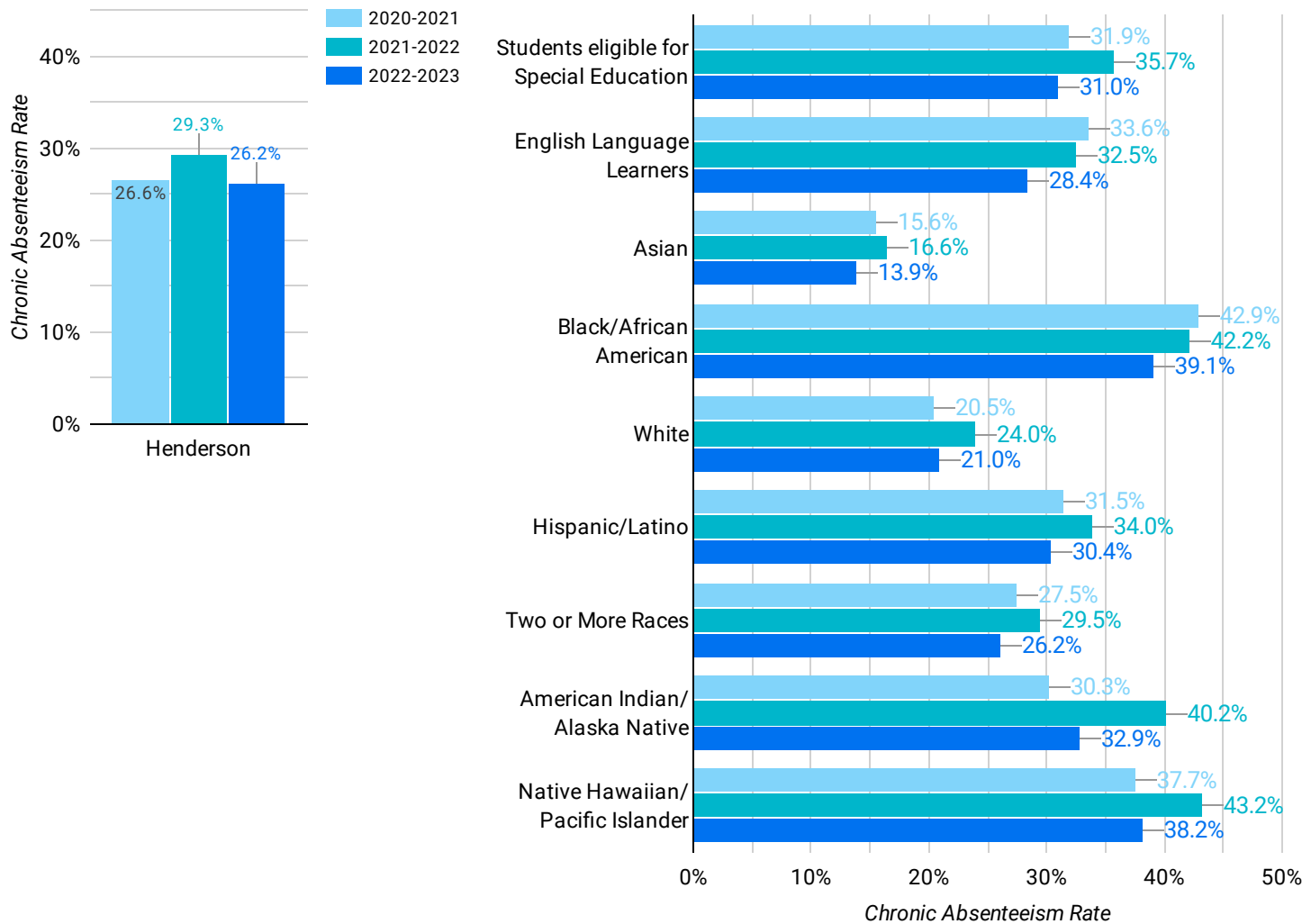
The District strives to treat all students fairly and provide them with early interventions that will ultimately reduce time spent outside of the classroom. If we identify root causes and systematize appropriate restorative practices, students experience equitable application of disciplinary consequences, feel safe, and contribute to a positive school climate, then student discipline figures are less disproportionate and decrease overall. The District reports student suspensions and discretionary expulsion referrals, and the disproportionate application of suspensions and discretionary expulsion referrals, quarterly. This report represents full school year data.



Henderson

Chronic Absenteeism

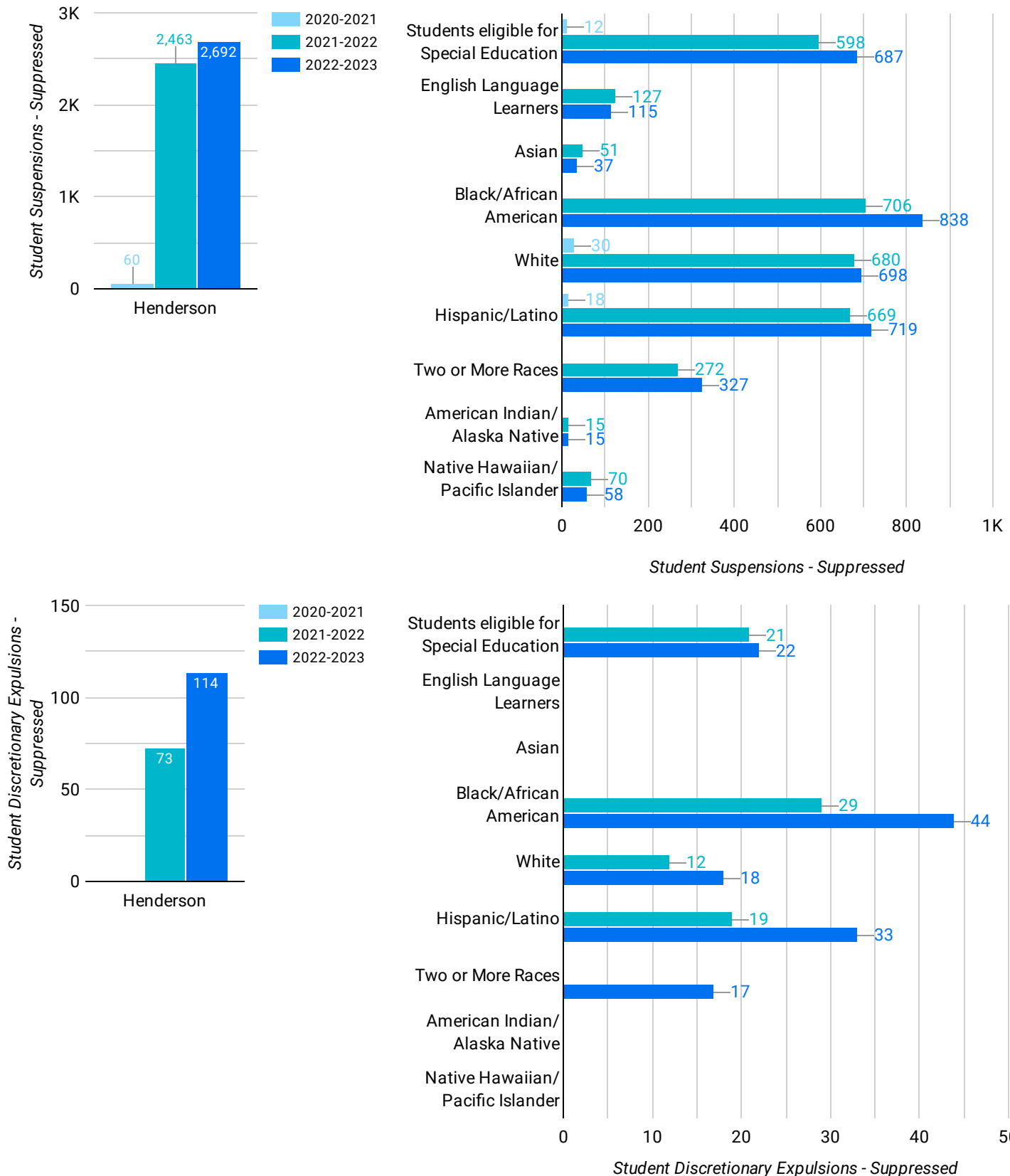
Chronic absenteeism is a school quality measure on the Nevada School Performance Framework that captures the total percentage of students who are absent for ten percent or more of their enrolled days. The District reports chronic absenteeism quarterly. This report represents full school year data.



Henderson

Student Behavior

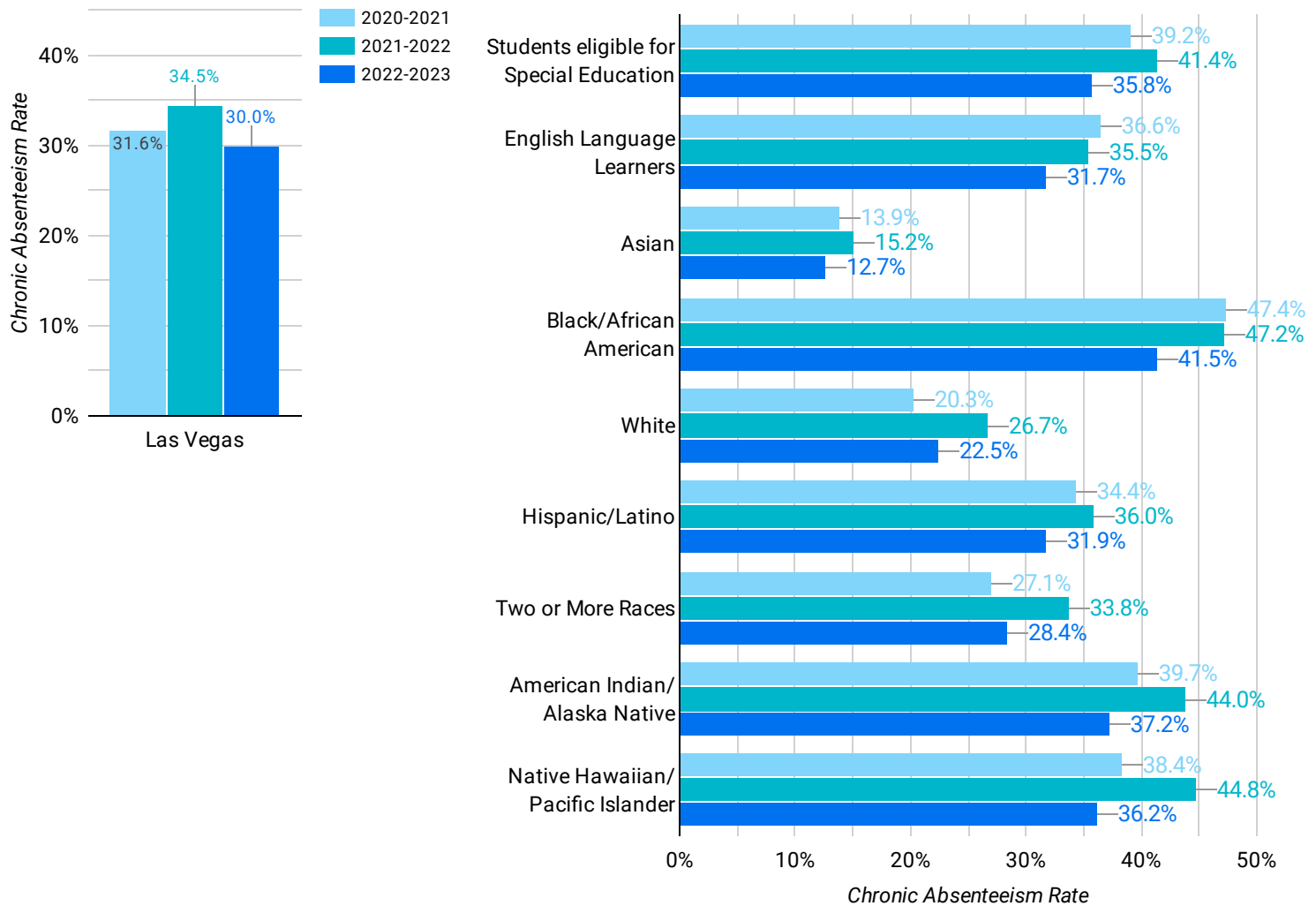
The District strives to treat all students fairly and provide them with early interventions that will ultimately reduce time spent outside of the classroom. If we identify root causes and systematize appropriate restorative practices, students experience equitable application of disciplinary consequences, feel safe, and contribute to a positive school climate, then student discipline figures are less disproportionate and decrease overall. The District reports student suspensions and discretionary expulsion referrals, and the disproportionate application of suspensions and discretionary expulsion referrals, quarterly. This report represents full school year data.



Las Vegas

Chronic Absenteeism

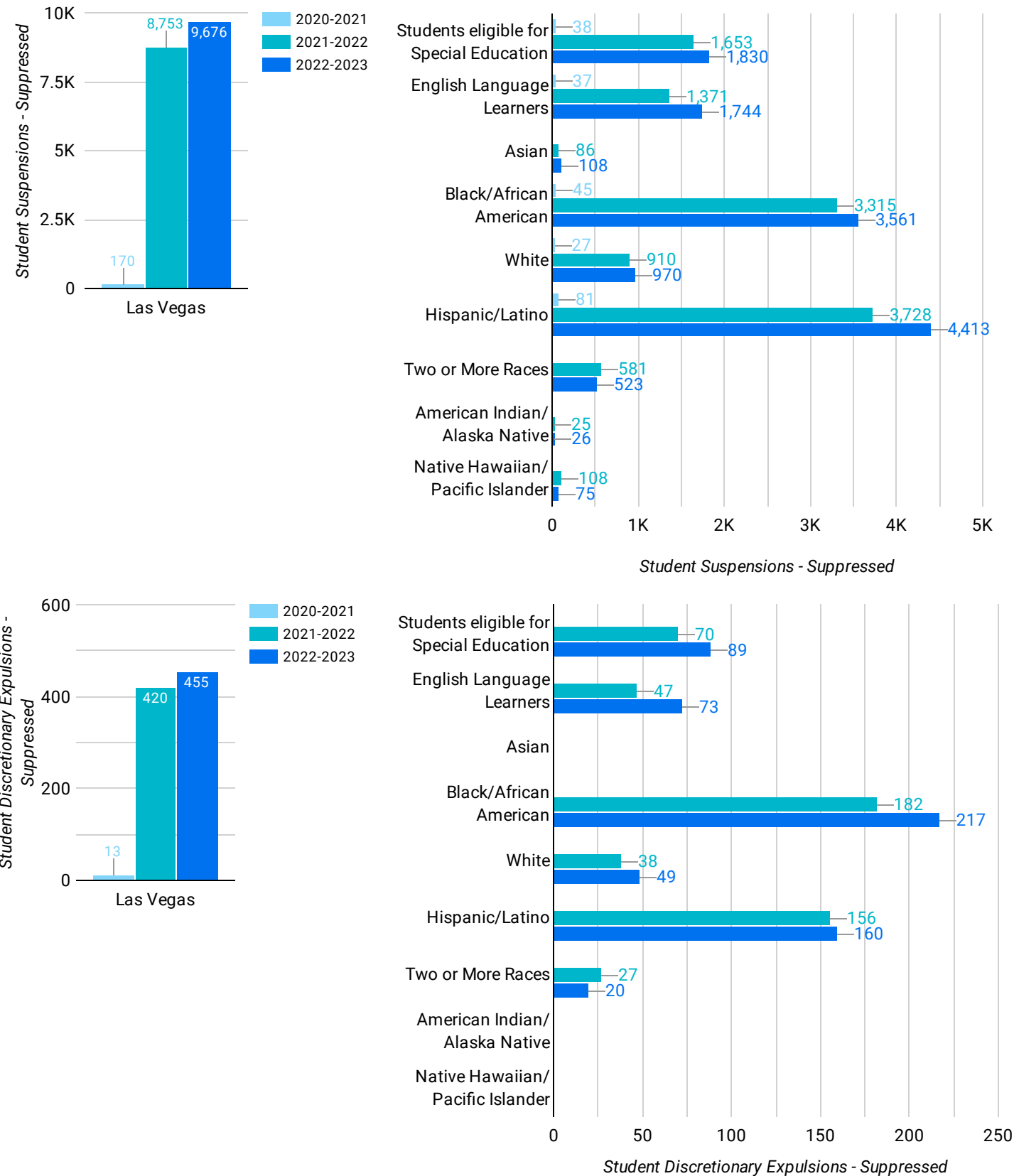
Chronic absenteeism is a school quality measure on the Nevada School Performance Framework that captures the total percentage of students who are absent for ten percent or more of their enrolled days. The District reports chronic absenteeism quarterly. This report represents full school year data.



Las Vegas

Student Behavior

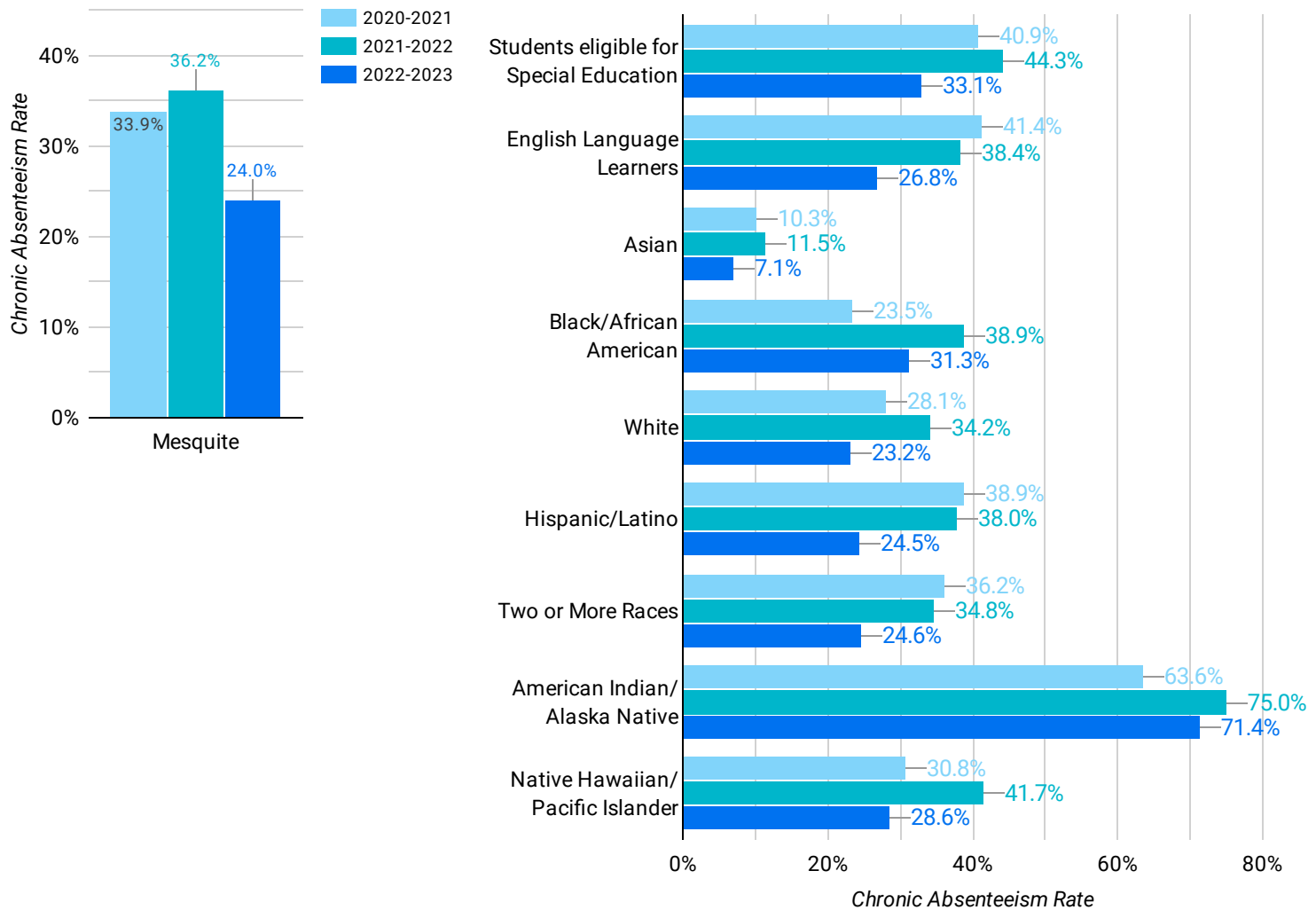
The District strives to treat all students fairly and provide them with early interventions that will ultimately reduce time spent outside of the classroom. If we identify root causes and systematize appropriate restorative practices, students experience equitable application of disciplinary consequences, feel safe, and contribute to a positive school climate, then student discipline figures are less disproportionate and decrease overall. The District reports student suspensions and discretionary expulsion referrals, and the disproportionate application of suspensions and discretionary expulsion referrals, quarterly. This report represents full school year data.



Mesquite

Chronic Absenteeism

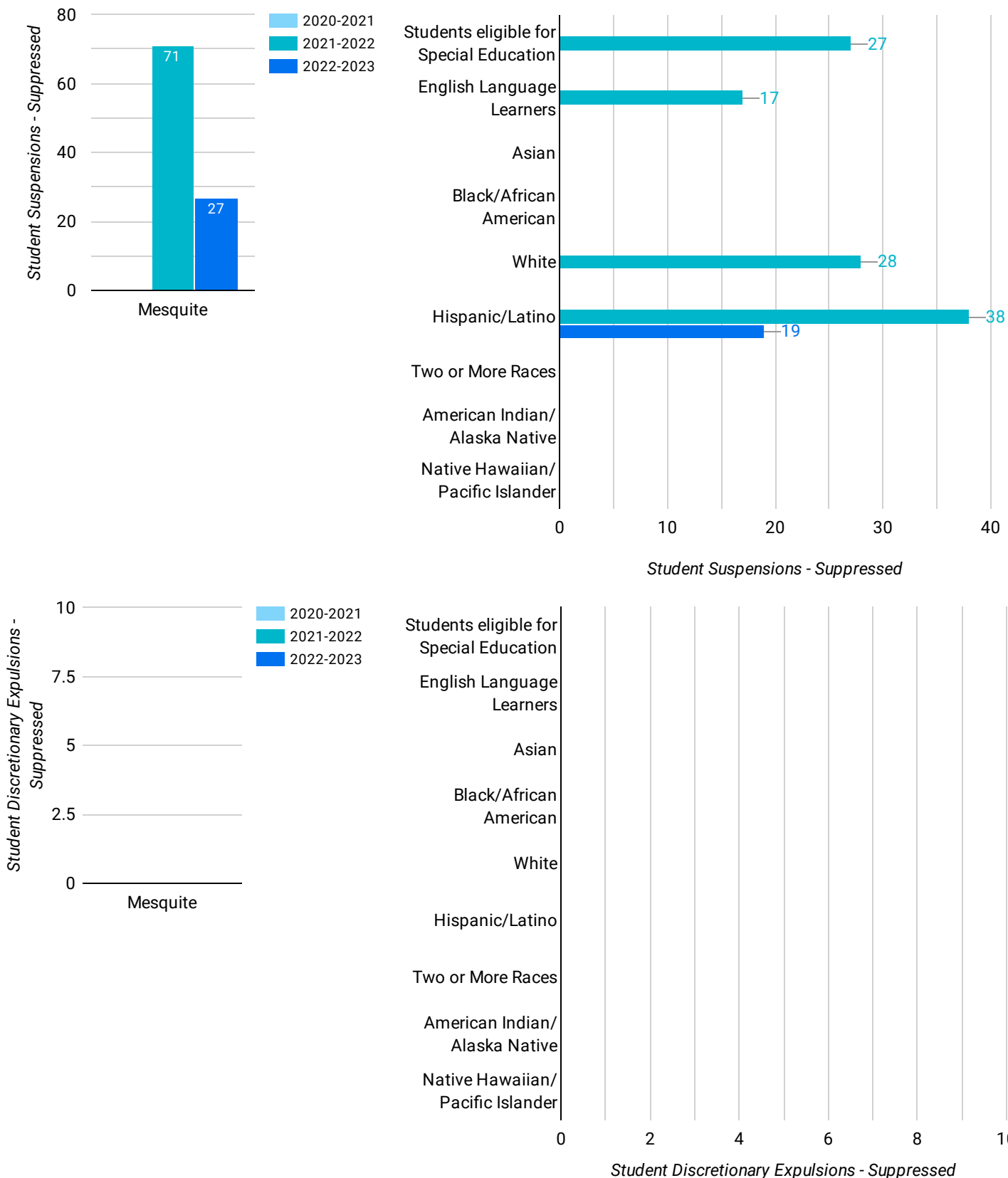
Chronic absenteeism is a school quality measure on the Nevada School Performance Framework that captures the total percentage of students who are absent for ten percent or more of their enrolled days. The District reports chronic absenteeism quarterly. This report represents full school year data.



Mesquite

Student Behavior

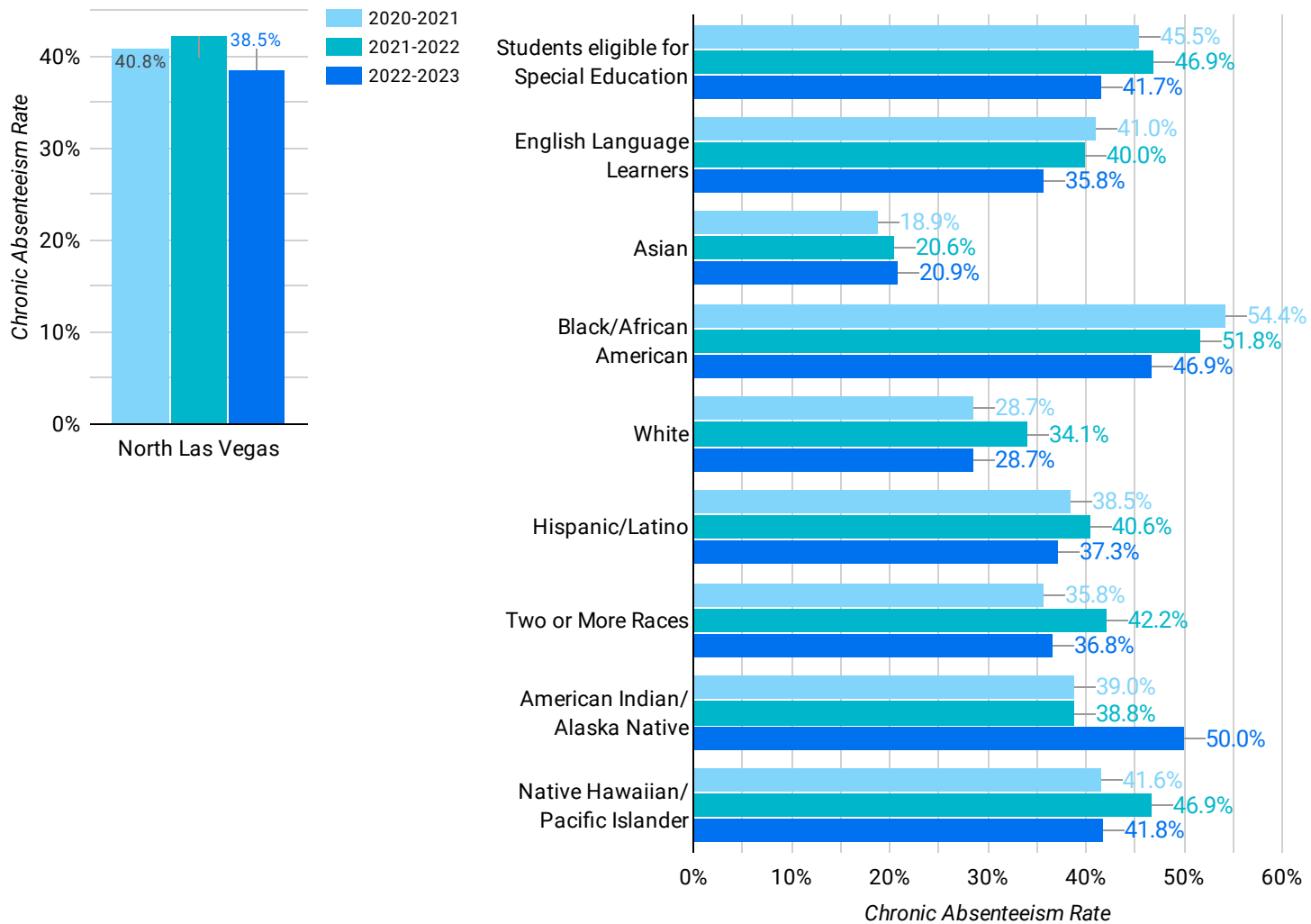
The District strives to treat all students fairly and provide them with early interventions that will ultimately reduce time spent outside of the classroom. If we identify root causes and systematize appropriate restorative practices, students experience equitable application of disciplinary consequences, feel safe, and contribute to a positive school climate, then student discipline figures are less disproportionate and decrease overall. The District reports student suspensions and discretionary expulsion referrals, and the disproportionate application of suspensions and discretionary expulsion referrals, quarterly. This report represents full school year data.



North Las Vegas

Chronic Absenteeism

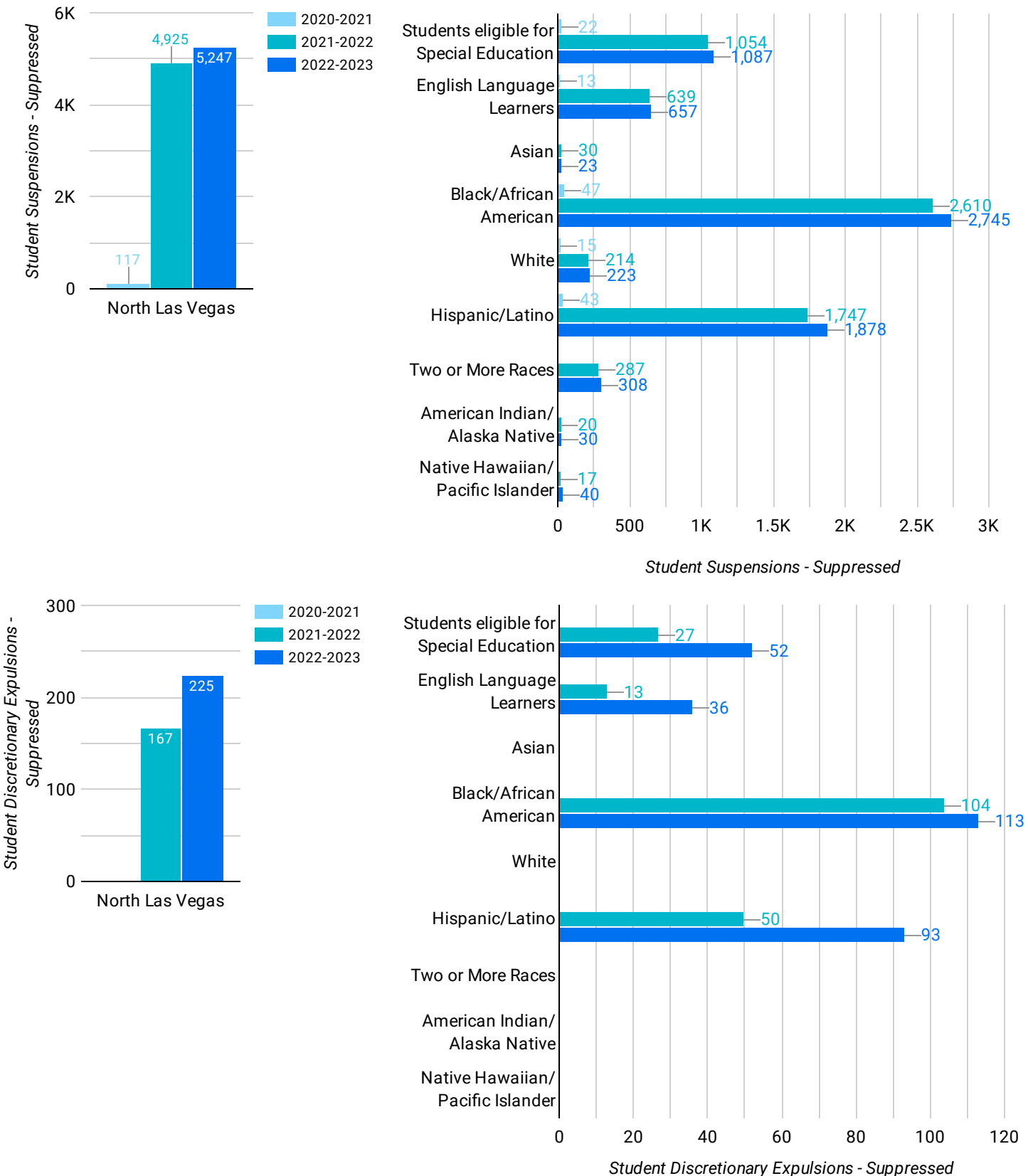
Chronic absenteeism is a school quality measure on the Nevada School Performance Framework that captures the total percentage of students who are absent for ten percent or more of their enrolled days. The District reports chronic absenteeism quarterly. This report represents full school year data.



North Las Vegas

Student Behavior

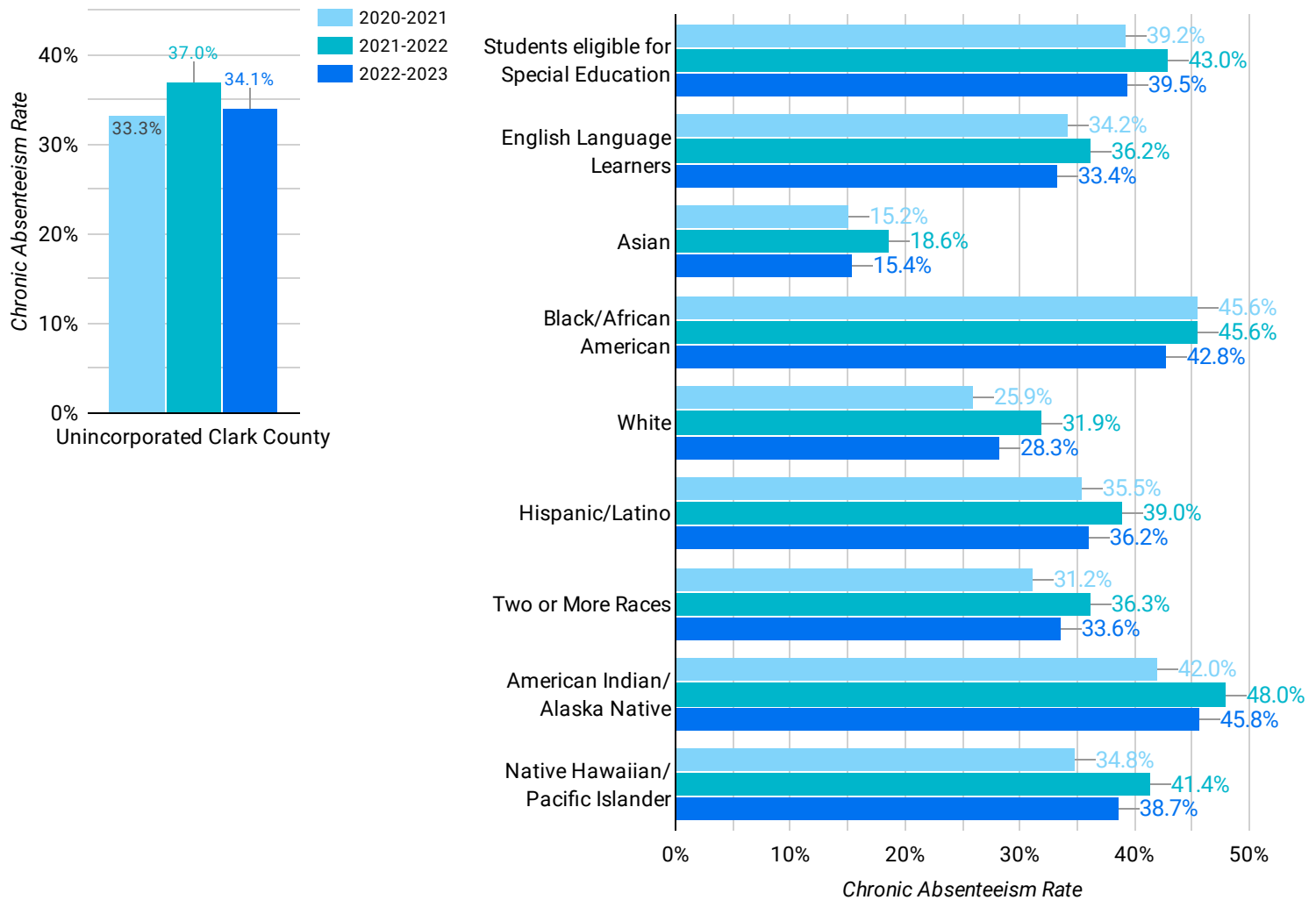
The District strives to treat all students fairly and provide them with early interventions that will ultimately reduce time spent outside of the classroom. If we identify root causes and systematize appropriate restorative practices, students experience equitable application of disciplinary consequences, feel safe, and contribute to a positive school climate, then student discipline figures are less disproportionate and decrease overall. The District reports student suspensions and discretionary expulsion referrals, and the disproportionate application of suspensions and discretionary expulsion referrals, quarterly. This report represents full school year data.



Unincorporated Clark County

Chronic Absenteeism

Chronic absenteeism is a school quality measure on the Nevada School Performance Framework that captures the total percentage of students who are absent for ten percent or more of their enrolled days. The District reports chronic absenteeism quarterly. This report represents full school year data.



Unincorporated Clark County

Student Behavior

The District strives to treat all students fairly and provide them with early interventions that will ultimately reduce time spent outside of the classroom. If we identify root causes and systematize appropriate restorative practices, students experience equitable application of disciplinary consequences, feel safe, and contribute to a positive school climate, then student discipline figures are less disproportionate and decrease overall. The District reports student suspensions and discretionary expulsion referrals, and the disproportionate application of suspensions and discretionary expulsion referrals, quarterly. This report represents full school year data.

