

Order Out Overview

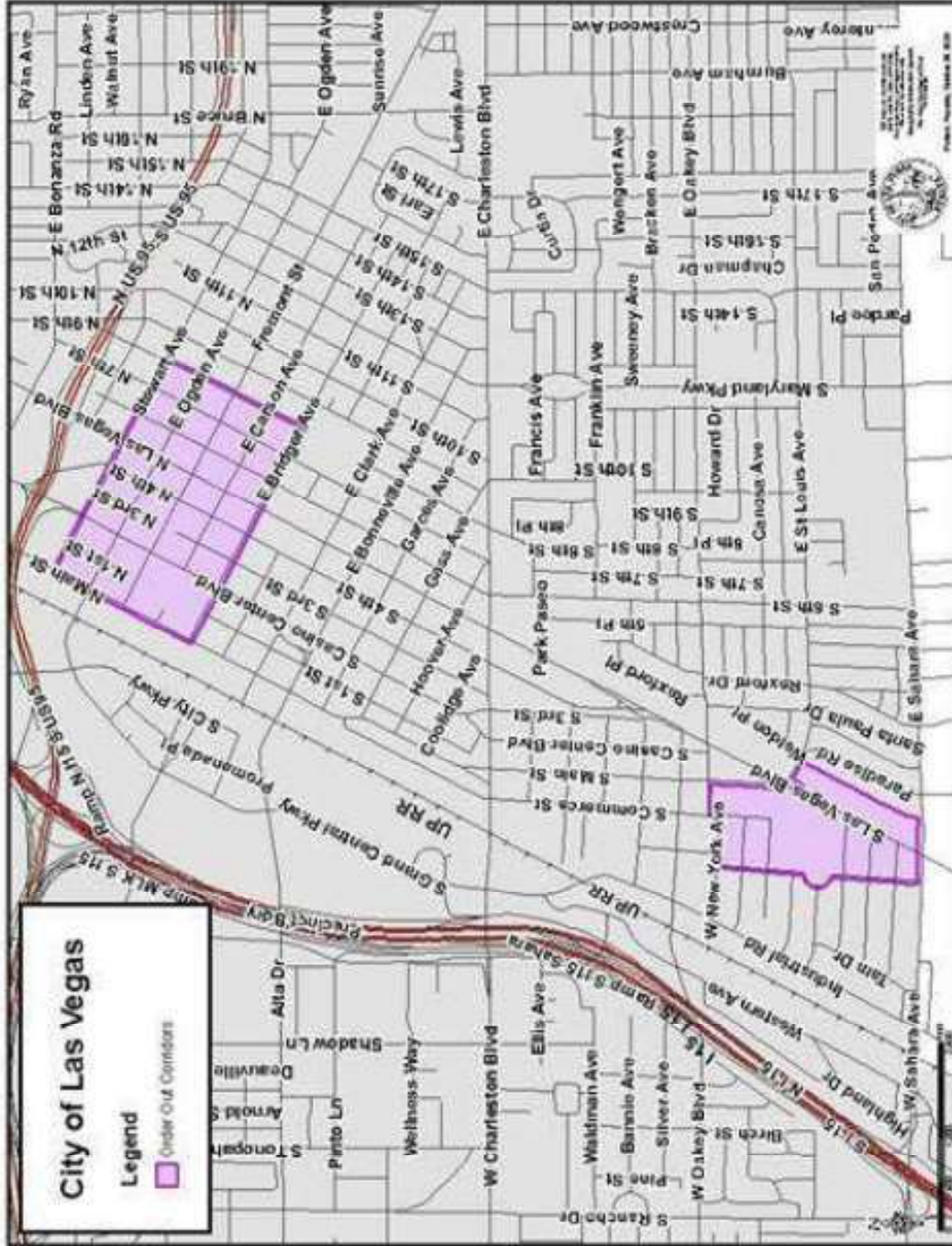
Statistics, Demographics, Efforts and Results

July 17, 2024

City Council



Submitted at Meeting
Date: 7/17/2024 Item: 67
By Staff



Statistics

- **Order Out Overview 11/27/23 – 06/30/24**
- **246 Defendants sentenced to an Order Out (9 Ds sentenced twice)**
- **Area of original violation**
 - **FSE: 208**
 - **Fremont East: 31**
 - **Strat: 7**
- **Frequent offenses**
 - **Trespassing: 39**
 - **Battery: 34**
 - **Obstruct/False Info Officer: 26**
 - **Disturbing the Peace: 25**



Order Out Inquiry

19
20
21
22
23
24
25
26
27
28

This Court further orders as part of Condition 2 that, having made inquiry of the defendant, the only exemption(s) is/are that defendant shall be allowed access to the "Order Out Corridor" while in possession of a copy of this order only for the following special reasons and only at the following specified locations, dates and/or times:

- ☐ Employment or Residency: _____.
- ☐ Medical Services: _____.
- ☐ Federal, State or Local Social Services: _____.
- ☐ Religious Services: _____.
- ☐ Public Transportation: _____.
- ☐ Legal Services or Court Appearances: _____.



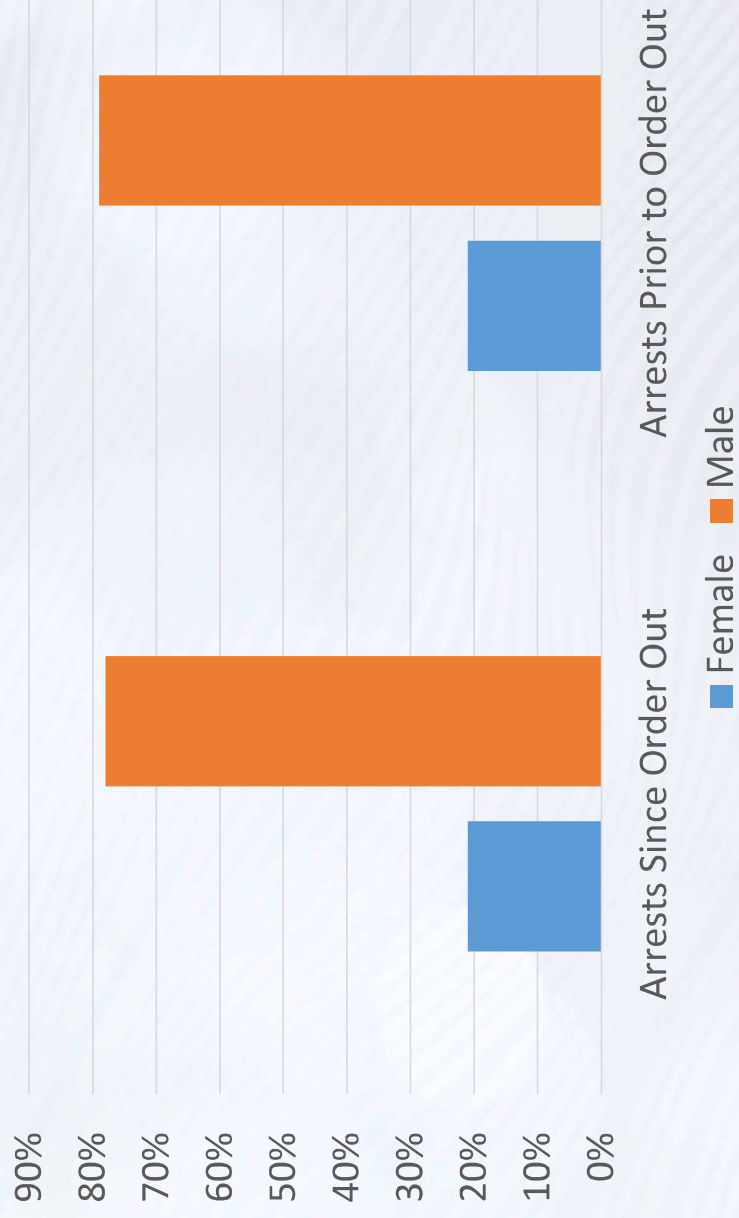
Statistics

- **Common Sentences: 30 -180 days suspended**
 - Most common: 179 days: 117 defendants
- **Length of the Order Out: 6 months – 1 year**
 - Most common: 1 year: 236 defendants
- **Violations:**
 - Defendants arrested for violating the Order Out: 75*
 - Defendants arrested for charges other than Order Out: 5
 - Period for new violations: 4 days – 6 months
 - Defendants closed out with jail: 71



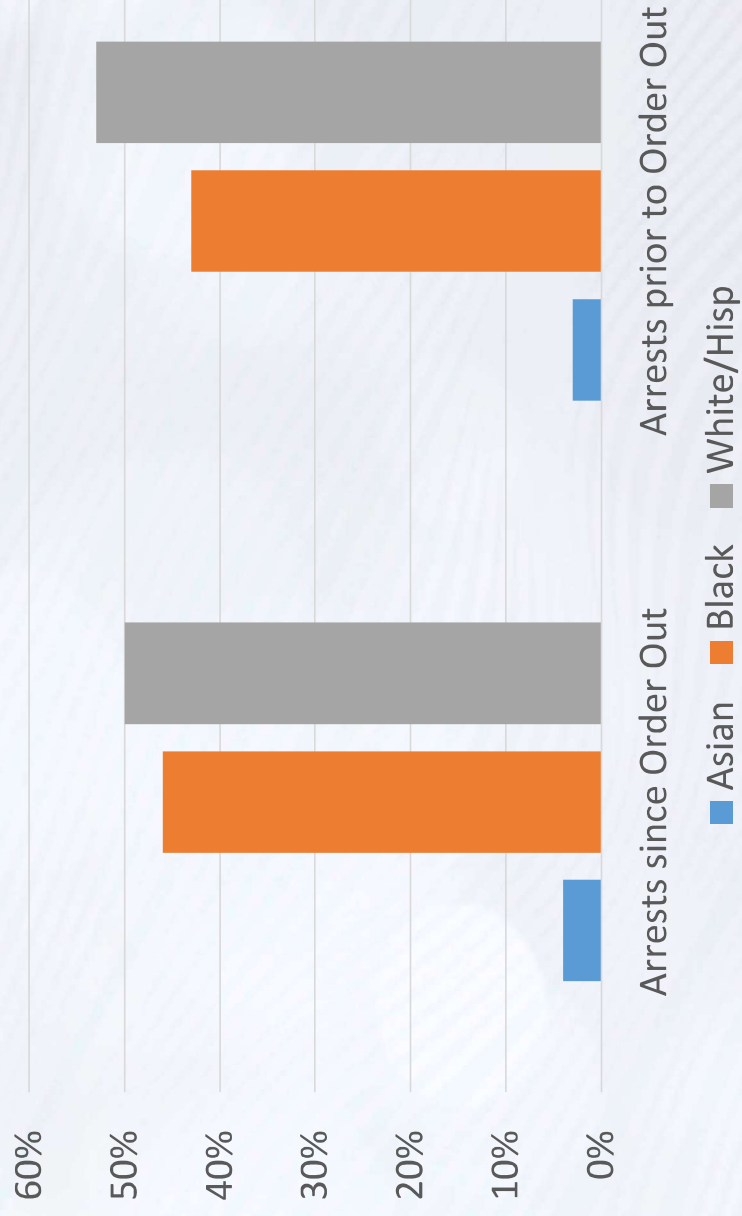
Demographics

GENDER



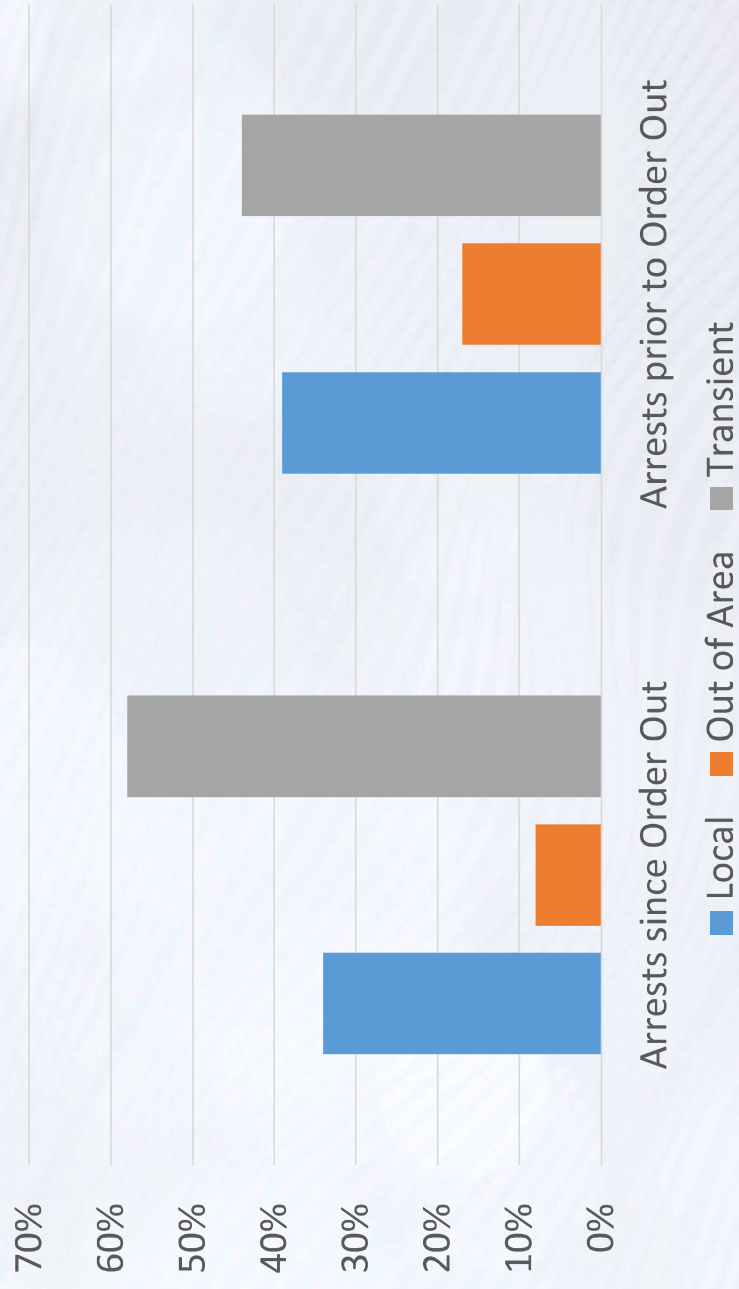
Demographics

RACE



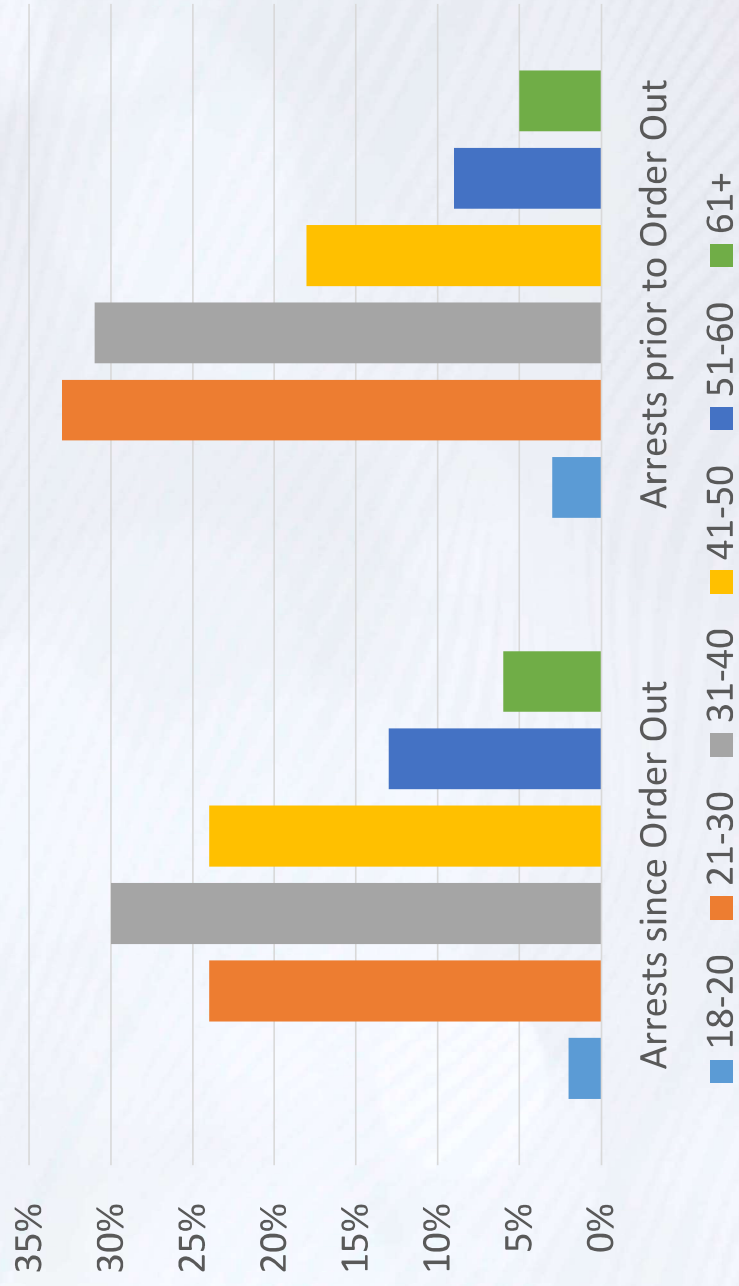
Demographics

HOUSING



Demographics

AGE



DPS EFFORTS ON FREMONT STREET



COLLABORATION

- **FSE SUBSTATION** - Unified approach with LVMPD and FSE
- **IMPROVED COMMUNICATION** - Leveraging communication applications such as the Titan application and joint briefings

PROACTIVE APPROACH

- **FLEX TEAM**– Focused on violent crime
- **PROBLEM ORIENTED POLICE TEAM**– Collaborates with the community to solve recurring issues that cause crime and disorder
- **K9 SCARLETT**– A trained gun/explosives detection dog, to patrol the tourist corridor for enhanced security
- **IMPROVED VISIBILITY**– Additional staffing by the LV Muni Court Marshals
- **ORDER OUT VIOLATIONS**- 81 subjects arrested for Order Out Violations



ORDER OUT CORRIDOR

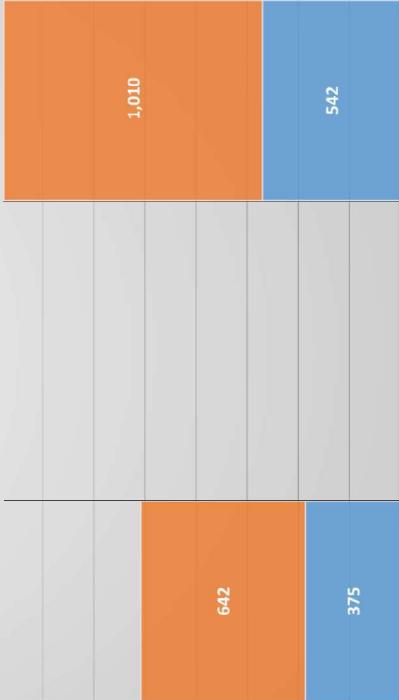
81

Order out arrests YTD Jul9

+53%

YoY Increase in Arrests and Citations

Order Out Corridor Arrests and Citations



MAY 2023-NOV 2023

DEC 2023 - JUN 2024

Arrests Citations



ORDER OUT CORRIDOR



-10%

**Fremont: Decrease in
Aggravated Assaults**

-40%

**Strat: Decrease in
Aggravated Assaults**



City of Las Vegas

Legend

- Order Out Corridor - 144 Acres
- Order Out Corridor - 12 Acres
- Order Out Corridor - 17 Acres

The map displays the city grid of Las Vegas, with major roads and the location of the Order Out Corridor highlighted in pink, orange, and green. The map includes a scale bar and a north arrow.



[illegible]

Order Out Overview

Statistics and Demographics

July 17, 2024
City Council

